

MÓDULO 3- Propuesta programa para 2do año:

Propósito: El presente módulo propone 2 desafíos que a continuación se desarrollan con sus respectivas capacidades específicas y núcleos conceptuales teniendo los mismos como objetivos que el sujeto que aprende pueda relatar las actividades que realiza cotidianamente, describiéndolas así como también que pueda formular preguntas sobre las actividades que otros realizan. A tal fin el alumno deberá incorporar y reconocer vocabulario para expresar dichas actividades, los días de la semana, los diferentes momentos del día y la hora.

Introducción: Cada comienzo de desafío se verá planteado con la aplicación de la deducción por parte del alumno lo cual lo guiará a reconocer ese núcleo conceptual que se pretende adquirir.

Planteamiento y resolución del problema: Todas las actividades estarán presentadas en castellano con el objetivo de facilitarle al alumno el reconocimiento del significado del vocabulario, diálogo y / o texto que se le presente. Debido a que todos los desafíos tienen una impronta de lo transdisciplinar, los alumnos se verán obligados a recurrir a otros espacios para desenvolver las situaciones problemáticas que se le plantean.

Aplicación Práctica: Se aplicarán estrategias para activar competencias lingüísticas como por ejemplo, incentivando al alumno que describa su propia rutina así como también la de su familia y/o entorno. Se ampliará el vocabulario a través de textos para lo cual utilizarán un diccionario bilingüe recomendado por los profesores. Entre este artefacto cultural también debemos mencionar que el alumno deberá utilizar un Cd para la parte funcional de la lengua.

Evaluación: El alumno realizará una evaluación escrita y oral al finalizar el módulo para poder continuar con los siguientes.

EJES	MODULO	DESAFÍOS	CAPACIDAD ESPECÍFICA	CONTENIDOS
El Inglés y la vida cotidiana	3	-Talkingabout a typicalday - Talkingabout routines	-Hablar sobre y describir las actividades que realizamos diariamente -Hacer y responder preguntas sobre las actividades que hacen otras personas	-Verbos para describir actividades comunes -la hora (Presente Simple afirmativo/negativo) -Los días de la semana, los meses, las estaciones del año -Preposiciones de tiempo (in themorning, at weekend, etc) -Adverbios de frecuencia (always, sometimes, often) -Palabras para preguntar (When, Howoften, where, etc) -Presente simple negativo, respuestas cortas (uso de Auxiliares do/does; don't/ doesn't)

MODULO 3



What do you do?

DESAFÍO 1-

1)a) Read the following text. What is it about?– Lea el siguiente texto, ¿de qué trata?

b) Join the verbs on the left with the group of nouns on the right. – Una los verbos de la izquierda con el grupo de sustantivos de la derecha.



Hi! I'm a doctor.

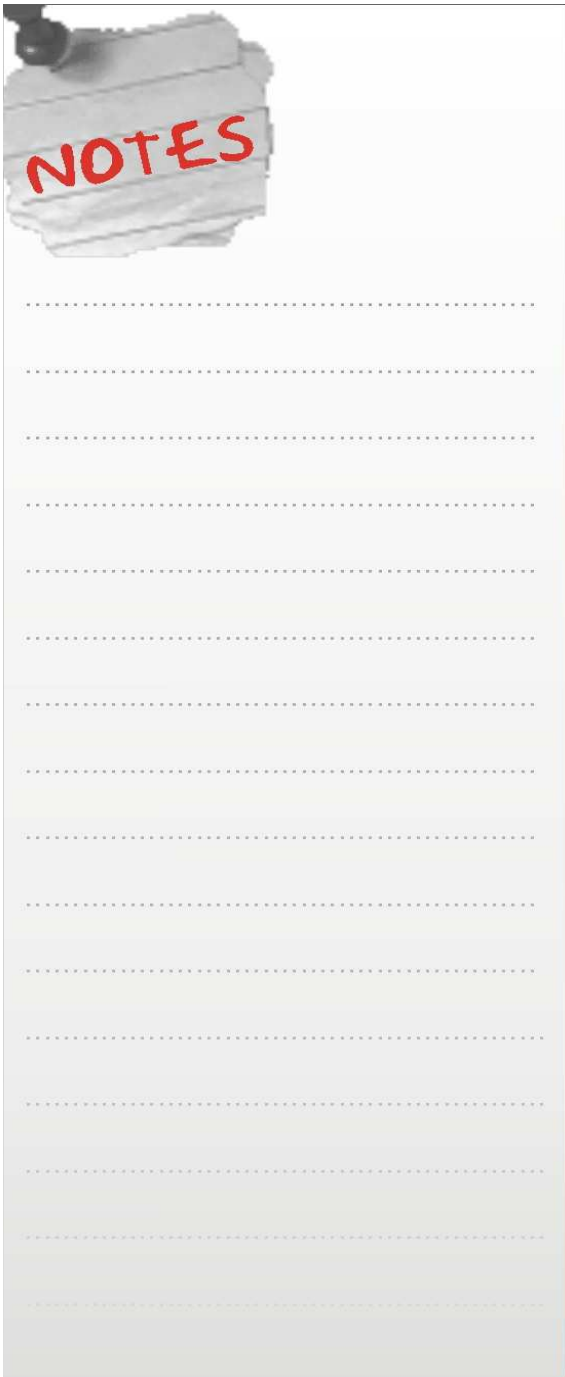
My name is Alice. I'm 30 years old. I'm from Buenos Aires but I live in Ushuaia. I'm a doctor. I work at the hospital. I get up at 7 o'clock. I have coffee for breakfast. I have a shower and I go to work. I work from 8 a.m. to 4p.m. I live near the hospital so I go to work on foot. I arrive home at 4.30. At home, I clean my house and then I take some mates. At 6:00 I go to the gym. I arrive home at 7:30, I have a shower and I cook dinner. After dinner I watch T.V and then I go to bed. What about you?

1) Live	a) T.V
2) Work	b) the gym
3) Get up	c) home
4) Have coffee	d) at 7 o'clock
5) Have a	e) bed
6) Go to	f) 8 am to 4 pm
7) Work from	g) work
8) Clean	h) a shower
9) Take	i) my house
10) Go to	j) dinner
11) Arrive	k) some mates
12) Cook	l) in Ushuaia / near the hospital
13) Watch	m) at the hospital
14) Go to	n) for breakfast

2)Read the text again and check the pronunciation with your teacher.

Lea el texto nuevamente y corrobore la pronunciación con su profesora.

3) Practice the pronunciation saying the sentences in exercise B). Practique la pronunciación diciendo las oraciones del ejercicio B)



4) Read the text again and correct the sentences below
Lea el texto otra vez y corrija las oraciones de abajo.


Example (ejemplo): *I'm from Córdoba.*(x) / *I'm from Buenos Aires.*()

1. I'm a teacher.
2. I live in Rio Grande.
3. I get up at 10 o'clock.
4. I work at an office.
5. I work from 10:30 to 5:00 pm
6. I arrive at work at 4:30 pm
7. I clean the office.
8. At 6 o'clock I go to the park.
9. I have a bath and cook lunch.
10. I watch a film.
11. I go to the sofa.

5) Practice the pronunciation saying the sentences in exercise 4)
Practique la pronunciación diciendo las oraciones del ejercicio 4)

6) Write your own introduce and you routine description. Escriba su propia presentación y la descripción de su rutina.

I'm _____.
I'm _____.



7) Share your presentation with the class, reading it aloud.
Comparta su presentación leyéndola en voz alta.

8) Put the words below under the correct heading
Coloque las palabras de debajo de bajo del correspondiente encabezado.

Hospital Work Clean Buenos Aires Teacher Arrive Sofa Bed Río Grande Gym Have breakfast Cook House Doctor Office
Get up
Ushuaia Watch Film Park Lunch Go to bed Have a shower Dinner Have a bath

JOB

VERBS

NOUNS

CITIES

PLACES

9) Listen and complete
Escuche y complete

ESPACIO PARA AGREGAR UN LISTENING

10) Check the meaning of the verbs below
Busque el significado de los verbos de abajo.

READ WRITE WASH GO OUT GO FISHING
GO CAMPING GO ON HOLIDAY
SKI VISIT EAT DRINK PLAY

11) Match the verbs you study above with the group of nouns in the box
Una los verbos que estudio arriba con el grupo de sustantivos del cuadro.



	a) amuseum, a city
	b) in summer, in February
	c) on Saturday night, for dinner
	d) at National Park, at Laguna del Indio, at Cosobo
	e) to Rio Grande, Lago Fagneano, Rio Valdes
	f) in Cerro Castor, Valle de Tierra Mayor, Pista Le Martial
	g) kingcrab, lamb, barbecue
	h) water, red wine, White wine
	i) the car, the dishes
	j) a book, a magazine
	k) a letter, an e-mail
	l) the guitar, football, music

Note: More practice! Go to "Extra practice".
Para más ejercicios vaya a "Extra practice"

Vocabulary reference

Days of the week – Months of the year – Seasons of the year

Referencia de vocabulario

Días de la semana – Meses del año – Estaciones del año

Days of theweek	Months of theyear	Seasons of theyear
Sunday	January	Summer
Monday	February	Autumn
Tuesday	March	Winter
Wednesday	April	Spring
Thursday	May	
Friday	June	
Saturday	July	
	August	
	September	
	October	
	November	
	December	



12) Read the text about John free time.
 Lea el texto sobre el tiempo libre de Juan.



Hi! My name is John. I live in Tierra del Fuego, in Tolhuin.
 I like the mountains, lakes and rivers. I like the spring and the summer. In these seasons I go fishing.
 I usually go camping to Laguna del Indio. At weekends, on Saturdays and Sundays I meet friends there. We go fishing to the lake or sometimes we go to a river. We love fishing! What do you do in your free time?


C.E.N.S. N° 364

13) Put the words below under the correct heading. Then check the pronunciation.
 Coloque las palabras de abajo debajo del correspondiente encabezado. Luego verifique la pronunciación.

USUALLY GO FISHING RIVER LOVE SPRING LIKE GO CAMPING LAKES SATURDAY TOLHUIN SOMETIMES
 MOUNTAINS SUMMER MEET

VERBS	SEASONS	PLACES	DAYS OF THE WEEK	ADVERBS OF FREQUENCY

14) With your teacher add three words more under each heading.
 Con su profesora agregue tres palabras más debajo de cada encabezado.



15) Write your own description about the activities you do in your free time.
Escriba una descripción de las actividades que realiza en su tiempo libre.

Dotted lines for writing a description of free time activities.

Hi! My name is...

Horizontal lines for writing a name.

16) Listen and answer the questions
Escuche y responda las preguntas.

ESPACIO PARA AGREGAR UN LISTENING

17) Read the dialogue between a guide and a tourist.
Lea el dialogo entre un guía y un turista.

Guide: Well, here we are at the National Park

Tourist: Guau! It's amazing! What can we visit here?

Guide: We can visit Roca Lake, there is a camping here. We can visit LaPataia Bay, that is the end of the National Route Number 3 and Ensenada Bay where we can see de round island.

Tourist: That's sound great! What can we do in these places?

Guide: We can camp at Roca Lake, there is a campsite there, walk to end of the National Route at La Pataia Bay, we can do some trekking through the forest, practice canoeing in Roca Lake and take beautiful photographs!

Tourist: Great! Which is the best season to camp here?


Guide: The best season is summer. The weather is warm and the days are long.

Tourist: Can we camp at other places at The National Park?

Guide: Yes, you can. You can camp at Laguna Verde, Ensenada and Cañadon del Toro.

Tourist: Can we have lunch or dinner at The National Park?

Guide: Yes, you can. You can have lunch at the bar at Roca Lake.



18) Answer these questions.
Responda las preguntas.

- a) Which places can we visit at the National Park?
- b) Where can we camp?
- c) Which activities can we do at The National Park?
- d) Where can we eat?
- e) Which is the best season to camp? Why?


19) With a partner role-play the dialogue.
Con un compañero reproduzcan el dialogo.

Note: More practice! Go to "Extra practice".
Para más ejercicios vaya a "Extra practice"

DESAFIO 2 –

Grammar Reference – Present Simple Affirmative Statements

- We use the present simple to talk about routines and habits:
Nosotros utilizamos el presente simple para hablar sobre rutinas y hábitos.
Notice: I **get up** at 7 o'clock
We **love** fishing.
You **wash** the car at weekends.
They **go** camping every summer.
- Third person singular spelling rules
Terceras personas singular, regla de ortografía.
- ▶ Most verbs add **-s** in the third person singular
Notice: He **gets up** at 7 o'clock.
She **loves** chocolates.
He **likes** fishing.
- ▶ But we add **-es** to the end of verbs ending in **-o**, **-ch**, **-sh**, **-s** and **-x**
Notice: He **washes** the car at weekends.
She **goes** to the gym.



He **watches** T.V in the afternoon.

- ▶ Verbs ending in **consonant + -y**, change **y** to **i** and add **-es**
Verbos que terminan en **consonante + -y**, cambian la **"y"** por **"i"** y se les agrega **-es**
Notice: He **studies** at the university.
- ▶ **Note:** have – has; I **have lunch** at 12 o'clock
She **has lunch** at 12 o'clock.

En el caso de los verbos que tenga el verbo **"have"**, éste cambia a **"has"** en las terceras personas del singular.

➤ **Adverbs of frequency**

Adverbios de frecuencia.

- ▶ Use adverbs of frequency with the present simple to say how often something happens.
Usamos los adverbios de frecuencia con el presente simple para hablar sobre la frecuencia en que realizamos actividades.

Notice: I **usually** go camping.

We **always** camp at Roca Lake.



She **often** goes to the gym.

- ▶ We use the adverbs of frequency before the main verb.
Nosotros usamos los adverbios de frecuencia antes del verbo principal.
- ▶ The adverbs of frequency are; **always, usually, sometimes, often, never.**

Practice

- 1) Look at the pictures and join the verbs in the box with them
Mire los dibujos y una los verbos del cuadro con ellos.

C.E.N.S. No 364

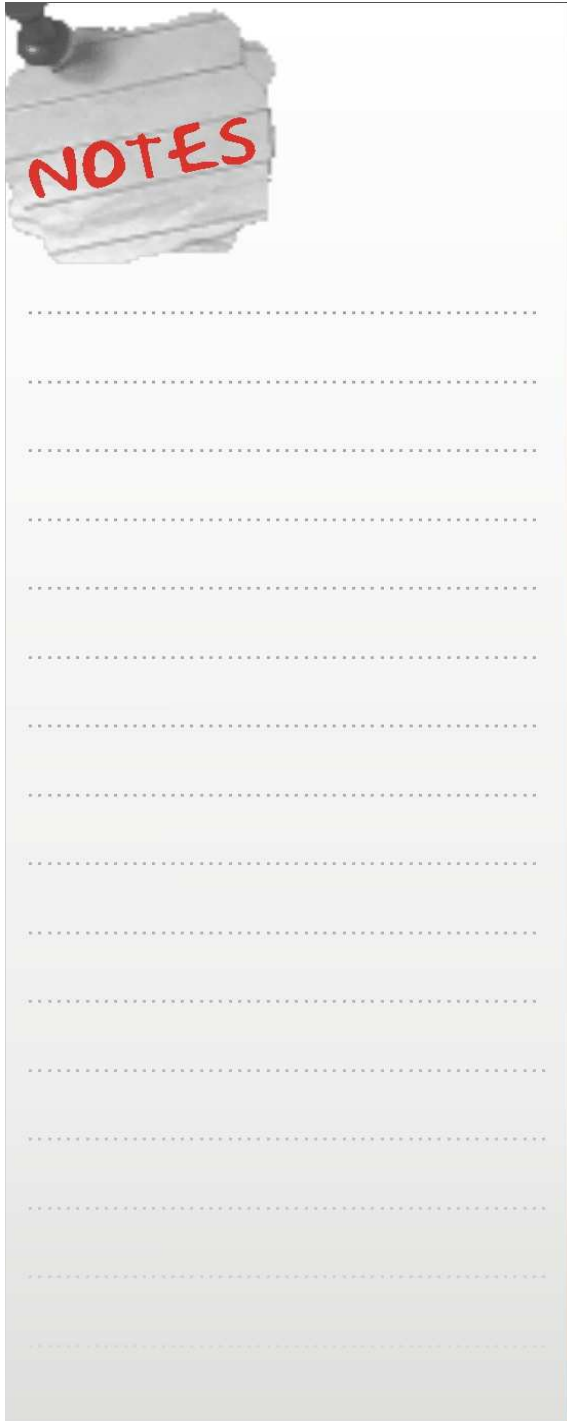


GET UP - WORK - GO TO THE GYM - HAVE LUNCH - COOK DINNER - GO TO BED - GO SKING - HAVE A SHOWER - GO TO THE CINEMA - GO OUT FOR DINNER - STUDY WATCH T.V.

FALTAN AGRAGAR IMAGENES

2) Put these activities in the correct order.
Pongas las siguientes actividades en el orden correcto.

- Go to the gym
- Cook dinner
- Have a shower
- 1 Get up
- Study
- Have coffee for breakfast
- Go to bed
- Have lunch at office
- Go to work



- Go skiing
- Watch T.V.
- Go out for dinner
- Go to the cinema


3) Re write the following sentences in third person singular. Remember the spelling rules for third person singular. Re escriba las siguientes oraciones en tercera persona singular. Recuerde las reglas de ortografía para las terceras personas del singular.

Example: *I go to the cinema at weekend.* // She goes to the cinema at weekend.

- a) I have lunch at work. // John _____.
- b) We usually watch T.V in the evening. // Sofi usually _____.
- c) I get up at 8 o'clock on week days. // Alice _____.
- d) They go skiing every Sunday in winter. // Frank _____.
- e) I go to work by bus. // She _____.
- f) You usually go to the cinema. // He usually _____.
- g) You always have coffee for breakfast. // Peter always _____.
- h) I cook dinner at 8 p.m. every day. // She _____.
- i) We sometimes go out for dinner. // Robert sometimes _____.
- j) They never study in the afternoon. // He never _____.

4) Write Alice's routine using the verbs and some of the sentences above. Escriba la rutina de Alicia usando los verbos y algunas oraciones de los ejercicios de arriba.

Alice gets up at 8 o'clock from Monday to Friday. She has a shower and then she _____ _____ _____ _____ _____ _____
--



Note: More practice! Go to "Extra practice".
Para más ejercicios vaya a "Extra practice"

Grammar Reference – Present Simple negative form

- To make negative sentences in present simple we use an auxiliary, "don't" and the verbs in the infinitive form.
Para armar oraciones negativas en presente simple nosotros usamos un auxiliar "don't" y los verbos en la forma infinitiva.

Notice: I **don't get up** at 7 o'clock

We **don't love** fishing.

You **don't wash** the car at weekends.

They **don't go** camping every summer.

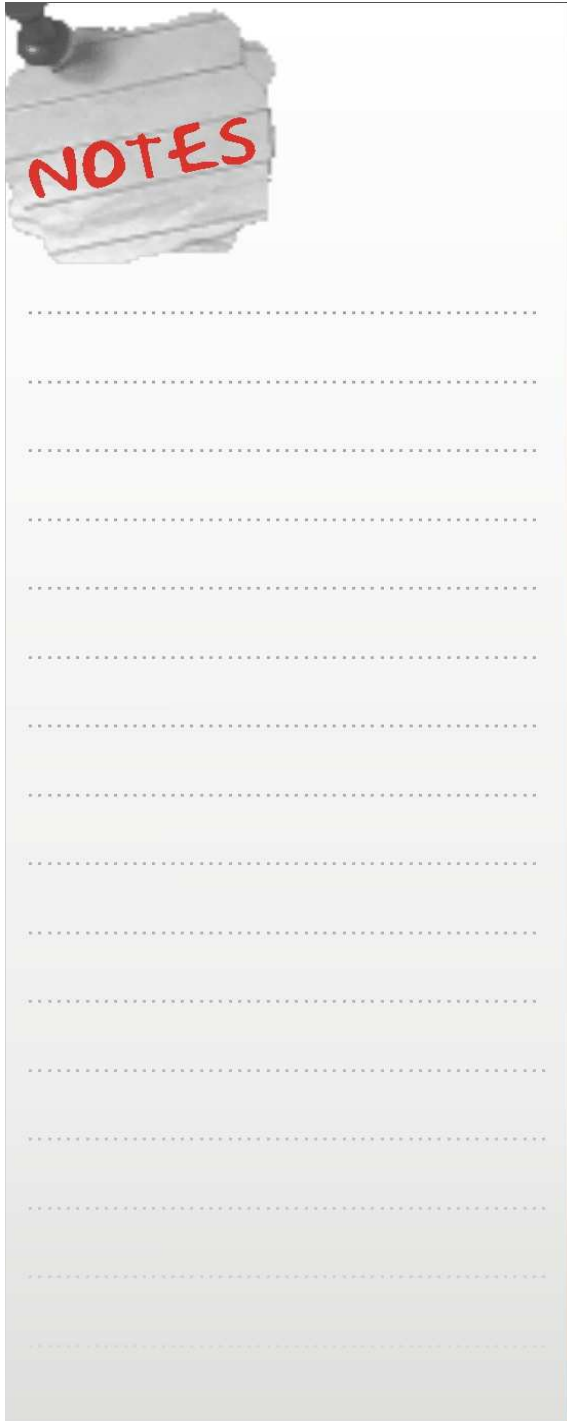
- For third person singular we use the auxiliary "doesn't" and the verbs in infinitive form.
Para las terceras personas del singular nosotros usamos el auxiliar "doesn't" y los verbos en forma infinitiva.

Notice: He **doesn't get up** at 7 o'clock.

She **doesn't love** chocolates.

He **doesn't wash** the car at weekends.

He **doesn't go** camping every summer.



Practice


- 5) Re write the twenty sentences in exercise 3 into the negative form.
Re escriba las veinte oraciones en el ejercicio 3 en forma negativa.

Example: I **don't go** to the cinema at weekends. // She **doesn't go** to the cinema at weekends.

- 1. _____
- 2. _____
- 3. _____
- 4. _____
- 5. _____
- 6. _____
- 7. _____
- 8. _____
- 9. _____
- 10. _____
- 11. _____
- 12. _____
- 13. _____
- 14. _____
- 15. _____
- 16. _____
- 17. _____
- 18. _____
- 19. _____
- 20. _____

- 6) Complete the sentences in the negative form. Use the verbs in brackets.
Complete las oraciones en forma negativa. Use los verbos entre paréntesis.

- 1. We _____ (not like) pop music.
- 2. Juan _____ (not live) near the downtown.
- 3. Marcos and Laura _____ (not work) at the hospital.
- 4. I _____ (not go) to the gym.
- 5. The students _____ (not have lunch) at school.
- 6. My sister _____ (not study) at the university.



7. Emiliano _____ (not like) fishing.
8. You _____ (not get up) at 8 o'clock.
9. They _____ (not read) the newspaper.
10. He _____ (not watch) T.V. in the afternoon.

Note: More practice! Go to "Extra practice".
Para más ejercicios vaya a "Extra practice"

Grammar Reference – Present Simple interrogative form, Yes / No questions

- To make questions in present simple we use an auxiliary, "do" and the verbs in the infinitive form.
Para armar preguntas en presente simple nosotros usamos un auxiliar "do" y los verbos en la forma infinitiva.
- To answer we use "do" for positive answers or "don't" for negatives.
Para responder usamos "do" para respuestas positivas o "don't" para respuestas negativas.

Notice: **Do** you **work**?

Yes, I do. // **No, I don't.**

Do they **live** in Puerto Madryn?

Yes, they do. // **No, they don't.**

- To make questions for third person singular we use the auxiliary "does" and the verbs in infinitive form.
Para hacer preguntas sobre terceras personas del singular nosotros usamos el auxiliar "does" y los verbos en forma infinitiva.
- To answer we use "does" for positive answers or "doesn't" for negatives.
Para responder nosotros usamos "does" para respuestas positivas o "doesn't" para las negativas.

Notice: **Does** he **get up** at 7 o'clock?

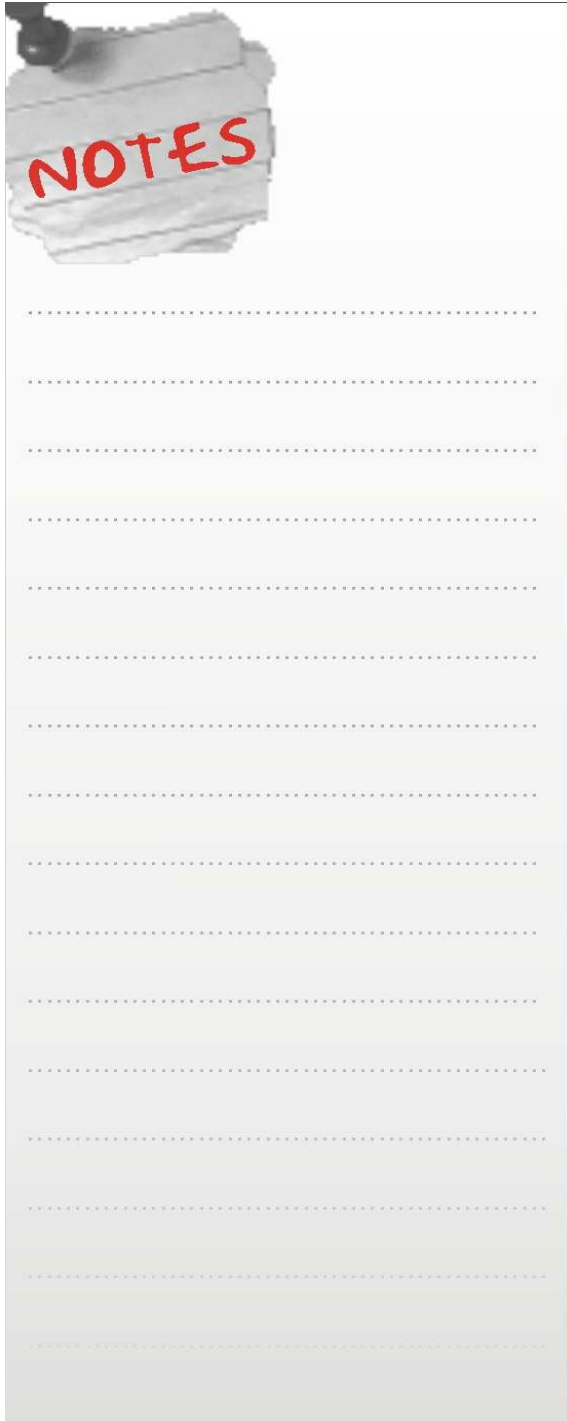
Yes, he does. // **No, he doesn't.**

Does she **love** chocolates?

Yes, she does. // **No, she doesn't.**

Practice

- 7) Complete the questions. Put "do" or "does".
Complete las preguntas. Use "do" ó "does"




1. _____ he ski in Cerro castor?
2. _____ they study English?
3. _____ Ann play the guitar?
4. _____ your brother go camping?
5. _____ you live near the downtown?
6. _____ Martín work?
7. _____ you and your family have lunch at home?
8. _____ you like reading?
9. _____ your mother live in Ushuaia?
10. _____ your friend go fishing?

8) Now answer the questions in exercise 6. (+) to positive answers, (-) to negative answers.
Ahora responde las preguntas del ejercicio 6. (+) respuestas positivas, (-) respuestas negativas.

1. _____ (+)
2. _____ (-)
3. _____ (-)
4. _____ (+)
5. _____ (+)
6. _____ (+)
7. _____ (-)
8. _____ (-)
9. _____ (+)
10. _____ (-)

9) Answer the questions about you. Responda las preguntas sobre usted.

1. Do you live in Ushuaia?
2. Do you work?
3. Do you study French?
4. Does your friend like fishing?
5. Do you go camping?
6. Does your friend work at the hospital?
7. Does your sister/ brother study at the university?
8. Do you like pop music?
9. Do you play any instrument?
10. Does you teacher speak Japanese?



Note: More practice! Go to "Extra practice".
Para más ejercicios vaya a "Extra practice"

Grammar Reference – Present Simple

Interrogative form - Question words

- To make specific questions in present simple we use a question word + the auxiliary and the verbs in the infinitive form.
Para armar preguntas específicas en presente simple nosotros usamos una palabra interrogativa + auxiliar "do" y los verbos en la forma infinitiva.
- To answer we need to make sentences with the correct form of the verbs.
Para responder nosotros necesitamos armar oraciones escribiendo la forma correcta de los verbos.
Look at the chart of question words
Mire el cuadro con las palabras interrogativas.

Question word	Palabra interrogativa
What...?	Qué // cuál...?
What time...?	A qué hora...?
Where...?	Dónde...?
When...?	Cuándo...?
Why...? Answer: Because...	Por qué...? Respuesta: Porque...
How often...?	Con qué frecuencia...?
How far...?	Qué tan lejos...?
How...?	Cómo...?

Notice: **Where do you work?**

I **work** at the Port

Where does Miguel **work**?

He **works** at the Patagonia Bank.

Where do they **live**?

They **live** in Rio Grande.

Where does your mother **live**?


She **lives** in Córdoba.

How often do you **go to** the cinema?

I never **go to** de cinema.

How often does she **go to** the cinema?

She **goes to** the cinema every weekend.



Practice

- 10) Join the questions in column A with the answers in column B.
Una las preguntas de la columna A con las respuestas de la columna B.

Column A

1. How often do you go skiing?
2. What does your sister study at university?
3. What do you do in your free time?
4. Where does Juan go on holidays?
5. What time does Mary get up at weekend?
6. How do you go to work?
7. What time do you go to work?
8. How often does Frank go running?
9. What time do the banks open?
10. When do you visit your family?


Column B

- They open at 10 o'clock.
- I usually read a book or listen to some music.
- He goes running every morning.
- I visit my family at weekends.
- I go skiing every Saturday in high season.
- She studies medicine.
- I go to work by bus.
- She gets up at midday!
- I go to work at 8 o'clock.
- He goes to Las Grutas.

- 11) Answer the questions about you. Responda las preguntas sobre usted.

1. Where do you work?
2. What time do you get up?
3. What do you have for breakfast?
4. How do you go to work?
5. What time do you finish to work?
6. How often do you watch T.V?
7. When do you do shopping?
8. How often do you meet friends?
9. Where do you go on holidays?
10. How do you go on holidays?

C.E.N.S. No 364



12) Interview to one of your partners. Make five questions, then share with the class the information you have.
Entreviste a uno de sus compañeros. Formule cinco preguntas, luego comparta con la clase la información que obtuvo.

Question: _____ Answer: _____
Question: _____ Answer: _____
Questions: _____ Answer: _____
Question: _____ Answer: _____
Question: _____ Answer: _____
Question: _____ Answer: _____
Question: _____ Answer: _____
Question: _____ Answer: _____
Question: _____ Answer: _____

C.E.N.S. N° 364



13) **Role-played:** Student A: Imagine you are going to interview to your favourite star. Make ten questions about his/her routine. (Think about weekdays, work, free time, holidays)

Student B: Imagine you are a famous star. Make a routine according your profession.. (Think about weekdays, work, free time, holidays)

Estudiante A: imagine que va a entrevistar a su estrella favorita. Escriba diez preguntas para averiguar sobre la rutina de él ó ella. (piense en las actividades durante la semana, el trabajo, el tiempo libre, las vacaciones)

Estudiante B: imagine que usted es una famosa estrella. Prepare una rutina acorde a su profesión. (piense en las actividades durante la semana, el trabajo, el tiempo libre, las vacaciones)

Student A Questions	Student B Routine
1. _____	_____
2. _____	_____
3. _____	_____
4. _____	_____
5. _____	_____
6. _____	_____
7. _____	_____
8. _____	_____
9. _____	_____
10. _____	_____

Note: More practice! Go to "Extra practice".
Para más ejercicios vaya a "Extra practice"

C.E.A

64

NOTES

Blank lined area for writing notes.